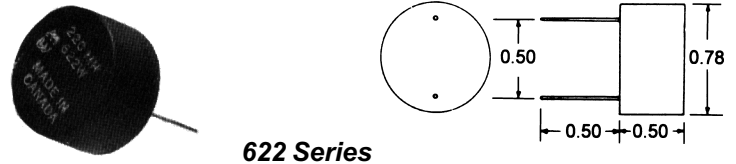


621 Series



622 Series

## MINIATURE INDUCTORS


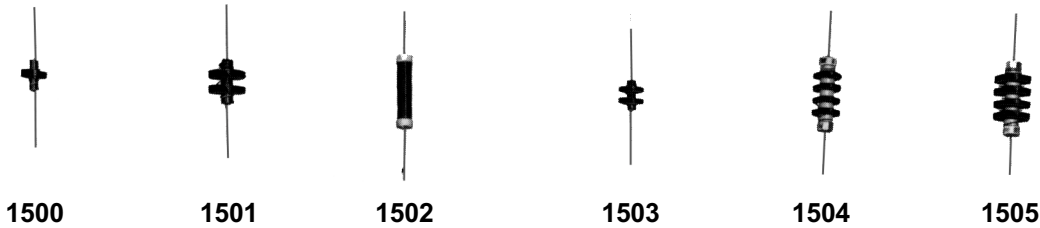
- Vacuum epoxy cast for stability.
- Constructed to pass MIL environmental specs.
- Low profile and pin mounted for P.C. applications.
- Pin diameter 0.032"

## Selection Table

Cat. No.	Inductance (L) +/- 2% mH	Idc (mA)* for -2% L	Nominal Q	Freq. kHz	D.C. resistance +/- 20%
621G	1.0	51	40	50	2
621J	2.2	34	40	45	4.5
621L	4.7	23	38	40	8.2
621N	10.0	16	38	30	20
621Q	22.0	11	38	35	45
622S	47	13.7	65	16	27
622U	100	9.3	64	15	49
622W	220	6.4	60	13	122
622Y	470	4.3	54	10	218
622ZA	1000	2.9	45	8	400

\* I D.C. current (ma.) for minus 2% change of inductance (L)

Chokes



## R.F. CHOKES

- Low loss ceramic or powdered iron forms
- Tolerance +/- 10% on inductance
- Catalog numbers 1515, 1518, 1521 designed for heavy duty use in linear amplifiers or other transmitter applications. Wound on 1" dia. ceramic forms with standoff insulators and 1/4-20 mounting bolt.

## Selection Table

Cat. No.	D. C. mA	Induct. mH	D.C. Res ohms	No. of Pies	Form		Wt. Oz.
					Type	Length	
1500	125	1.0	12.0	1	Powdered	0.63	0.25
1501	75	10	47.0	2	Powdered	0.88	0.5
1502	500	0.007	1.3	Layer	Ceramic	1.5	0.25
1503	50	2.5	22.0	2	Powdered	0.63	0.25
1504	125	2.5	44.0	4	Ceramic	1.5	0.5
1505	250	2.5	12.0	4	Ceramic	1.5	0.75
1506	250	1.6	12.0	4	Ceramic	1.5	0.5
1508	500	0.035	3.1	Layer	Ceramic	3	1.3
1509	600	1.0	6.0	5	Ceramic	3	2
1510	400	4.4	12.0	5	Ceramic	3	3
1511	600	4.0	11.0	5	Ceramic	3	2.5
1512	1000	3.2	4.5	5	Ceramic	3	5
1515	500	0.25	3.0	Layer	Ceramic	4	8
1518	750	0.1	1.2	Layer	Ceramic	4	8
1521	1000	0.09	0.68	Layer	Ceramic	4	8

CANADA

Phone: (519) 822-2960 Fax: (519) 822-0715

USA

Phone: (716) 651-0086 Fax: (716) 651-0726



© 2000

**HAMMOND**  
MANUFACTURING™  
www.hammondmfg.com