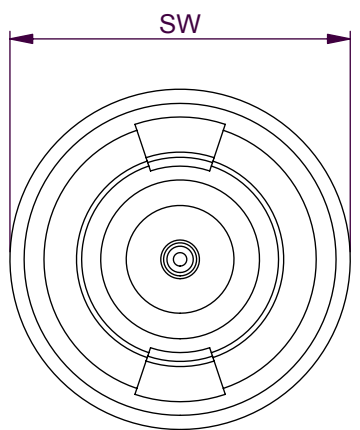

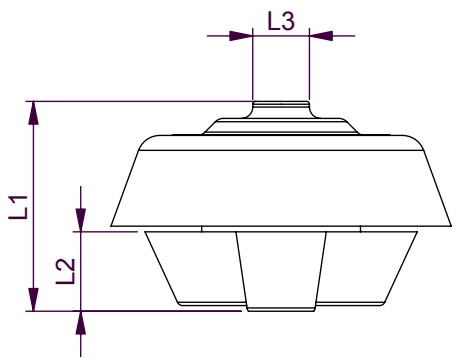
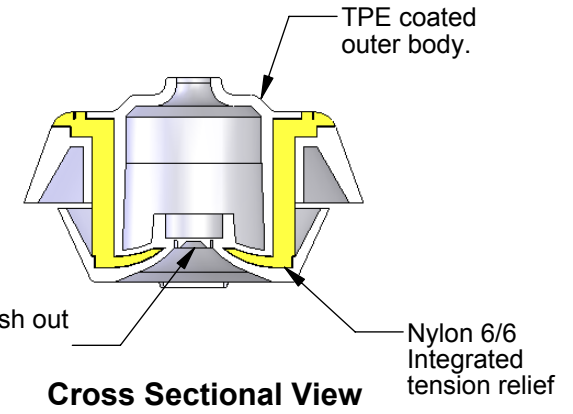
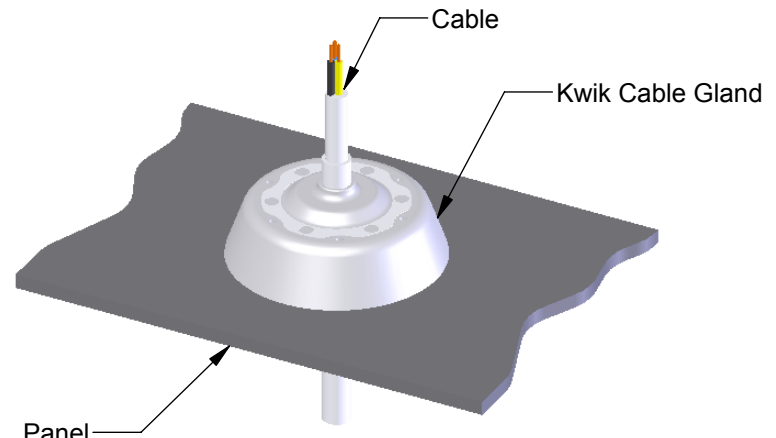
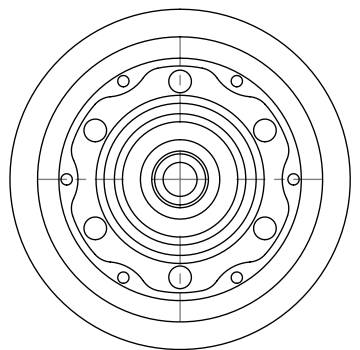


REV.	MODIFICATION.	DATE	DRN
A	NEW DRAWING	15/03/06	NJB
01	DRAWING RELEASE ECN 06-073	19/04/06	NJB
02	ECN 06-077	26/04/06	NJB
03	ECN 06-215	30/08/06	NJB



- NOTES**
- 1] Metric primary units:mm.
 - 2] Imperial secondary units: [inches].
 - 3] Integrated tension relief, wide sealing range.
 - 4] Suitable for holes in materials of 1.5 - 5mm thickness.
 - 5] Quick & simple assembly without the use of tools.
 - 6] Mode of protection: IP67.
 - 7] Temperature range: -20°C - +125°C.

INFORMATION CONTAINED IN THIS DOCUMENT IS CONFIDENTIAL TO RICHCO INTERNATIONAL Co. Ltd. AND MAY NOT BE DISCLOSED OR REPRODUCED IN WHOLE OR PART WITHOUT THEIR WRITTEN CONSENT.

KCG-2	2.0 [.078] - 5.0 [.196]	7.0 [.275] - 13.0 [.511]
KCG-1	2.0 [.078] - 5.0 [.196]	7.0 [.275] - 11.0 [.433]
PART NUMBER	B (Panel) for IP67	Anchorage Type A for cable Ø mm



GENERAL TOLERANCES ±0.25 [0.010]
UNLESS OTHERWISE STATED
1 DECIMAL PLACE ±
2 DECIMAL PLACES ±
ANGULAR ±1°



MATERIAL: TPE (RMS-286) & NYLON 6/6 (RMS-287)		COLOUR: RAL 7035 Grey	
DESCRIPTION: KCG 'KWIK CABLE GLAND'		PART No: See Table	
DRG No: 06-027	NPR No:	SHEET SIZE A4	
DRN NJB	DATE 15/03/06	CHKD TC	DATE 15/03/06
SCALE NTS	SHEET No. 1 OF 1		

* Varies depending on the thickness of material installed in.

KCG-2	25.5 [1.003]	1.5 [.059] - 5.0 [.196]	20.0 [.787]	5.7 [.224]	5.0 [.196]	34.3 [1.350] - 40.0 [1.574]	4.0 [.157] - 14.0 [.551]	6.0 [.236] - 13.0 [.511]
KCG-1	20.5 [.807]	1.5 [.059] - 5.0 [.196]	20.0 [.787]	5.7 [.224]	4.0 [.157]	29.3 [1.153] - 34.5 [1.358]	4.0 [.157] - 11.0 [.433]	N/A
PART NUMBER	Ø A (Panel)	B (Panel)	L1	L2	L3	SW*	For Cable/ Pipe Ø	Tension Relief Ø