


VIP-2/SC/HD15SUB/M

Order No.: 2322326

The figure shows a 3-level, 44-pos. version

<http://eshop.phoenixcontact.de/phoenix/treeViewClick.do?UID=2322326>

VARIOFACE module, with screw connection and high density D-Subminiature male connector, for mounting on NS 32 or NS 35/7.5, no. of pos.: 15, width: 57 mm

**Commercial data**

GTIN (EAN)	4046356451253
sales group	I501
Pack	1 pcs.
Customs tariff	85369010
Weight/Piece	0.1078 KG
Catalog page information	Page 289 (IF-2009)

Product notes

WEEE/RoHS-compliant since:
06/03/2009



<http://www.download.phoenixcontact.com>
Please note that the data given here has been taken from the online catalog. For comprehensive information and data, please refer to the user documentation. The General Terms and Conditions of Use apply to Internet downloads.

Technical data**General data**

Nominal voltage U_N	125 V
Max. current carrying capacity per branch	1 A
Number of positions	15
Width	44.9 mm

Height	65.5 mm
Depth	45.1 mm
Ambient temperature (operation)	-20 °C ... 50 °C
Ambient temperature (storage/transport)	-20 °C ... 70 °C
Mounting position	Any

Connection data

Connection 1	PCB connection
Connection in acc. with standard	IEC / EN
Type of connection	Screw connection
Number of positions	15
Conductor cross section solid min.	0.2 mm ²
Conductor cross section solid max.	4 mm ²
Conductor cross section stranded min.	0.2 mm ²
Conductor cross section stranded max.	2.5 mm ²
Conductor cross section AWG/kcmil min.	24
Conductor cross section AWG/kcmil max	12
Stripping length	8 mm
Screw thread	M3
Connection 2	D-SUB connection
Type of connection	Pluggable

Certificates / Approvals



Certification CUL, UL

CUL

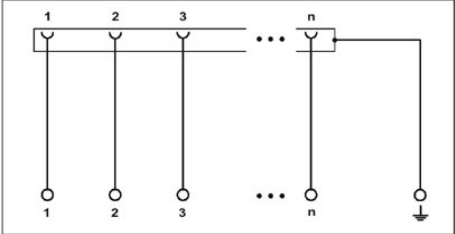
Nominal voltage U_N	125 V
Nominal current I_N	1 A
AWG/kcmil	30-12

UL

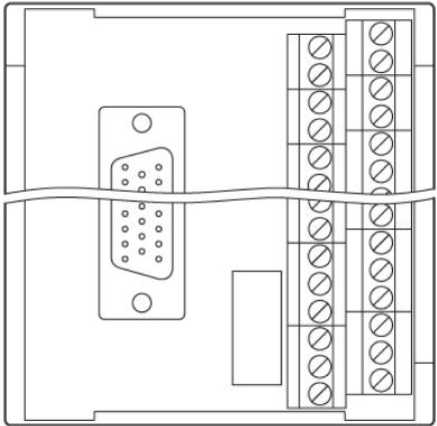
Nominal voltage U_N	125 V
Nominal current I_N	1 A
AWG/kcmil	30-12

Diagrams/Drawings

Circuit diagram



Schematic diagram



Address

PHOENIX CONTACT Inc., USA
586 Fulling Mill Road
Middletown, PA 17057, USA
Phone (800) 888-7388
Fax (717) 944-1625
<http://www.phoenixcon.com>



© 2010 Phoenix Contact
Technical modifications reserved;