

## Contact insert - HC-HV03-I-PT-F - 1407743

Please be informed that the data shown in this PDF Document is generated from our Online Catalog. Please find the complete data in the user's documentation. Our General Terms of Use for Downloads are valid (<http://phoenixcontact.com/download>)



HEAVYCON socket insert, HV3 series, 3-pos. + 2 switching contacts + PE, 830 V, push-in connection

### Product Features

- For fast coding with plastic profile
- Conductor connection without tools
- Significant time savings during conductor connection
- Test connection for 2 mm test plug
- 



### Key commercial data

Packing unit	1 pc
Custom tariff number	85389099
Country of origin	China

### Technical data

#### General

Connection method	Push-in connection (power contacts)
	Push-in connection (control contacts)
Pollution degree	3
Surge voltage category	III
Number of positions	3+2+PE
No. of power contacts	3
No. of control contacts	2
Insertion/withdrawal cycles	≥ 500
Type	B10
Conductor cross section	0.14 mm <sup>2</sup> ... 2.5 mm <sup>2</sup> (power contacts)
	0.14 mm <sup>2</sup> ... 2.5 mm <sup>2</sup> (control contacts)

# Contact insert - HC-HV03-I-PT-F - 1407743

## Technical data

### General

Connection cross section AWG	26 ... 14 (power contacts)
	26 ... 14 (control contacts)
Stripping length	8 mm ... 10 mm (power contacts)
	8 mm ... 10 mm (control contacts)
Assembly instructions	Coding also using the CP-HC (1686478) coding profiles. HC-B6../ HC-B10..for two coding profiles. HC-B16../ HC-B24..for four coding profiles.
Connection	Connectors may only be operated when there is no load/the power is switched off. Can be used for solid wires and stranded wires with ferrule.

### Ambient conditions

Ambient temperature (operation)	-40 °C ... 125 °C (including heating up of contacts)
---------------------------------	--

### Material data

Inflammability class according to UL 94	V0
Contact material	Copper alloy
Material of contact surface, power contact	Ag
Material of contact surface, control contact	Ag
Contact carrier material	PA

### Electrical characteristics

Rated voltage (III/3)	800 V (power contacts)
	500 V (control contacts)
Rated surge voltage	8 kV (power contacts)
	6 kV (control contacts)
Rated current	16 A (power contacts)
	16 A (control contacts)

## Classifications

### eCl@ss

eCl@ss 4.0	27140816
eCl@ss 4.1	27140816
eCl@ss 5.0	27143424
eCl@ss 5.1	27143424
eCl@ss 6.0	27143424
eCl@ss 7.0	27440209
eCl@ss 8.0	27440205

### ETIM

ETIM 3.0	EC000437
----------	----------

# Contact insert - HC-HV03-I-PT-F - 1407743

## Classifications

### ETIM

ETIM 4.0	EC000438
ETIM 5.0	EC000438

### UNSPSC

UNSPSC 6.01	30211923
UNSPSC 7.0901	39121522
UNSPSC 11	39121522
UNSPSC 12.01	39121522
UNSPSC 13.2	39121522

## Approvals

### Approvals

Approvals

CSA / UL Recognized / EAC

Ex Approvals

Approvals submitted

### Approval details

CSA	
mm <sup>2</sup> /AWG/kcmil	14
Nominal current I <sub>N</sub>	13 A
Nominal voltage U <sub>N</sub>	800 V

UL Recognized	
mm <sup>2</sup> /AWG/kcmil	14

# Contact insert - HC-HV03-I-PT-F - 1407743

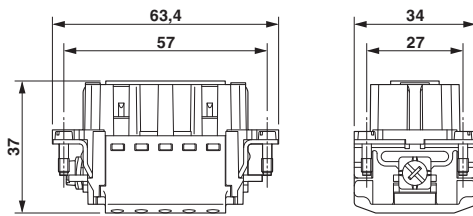
## Approvals

Nominal current I <sub>N</sub>	13 A
Nominal voltage U <sub>N</sub>	800 V

EAC
-----

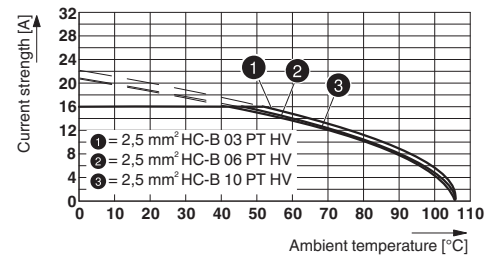
## Drawings

Dimensional drawing



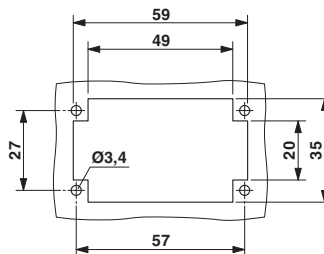
Dimensional drawing

Diagram



Derating diagram for 2.5 mm<sup>2</sup>

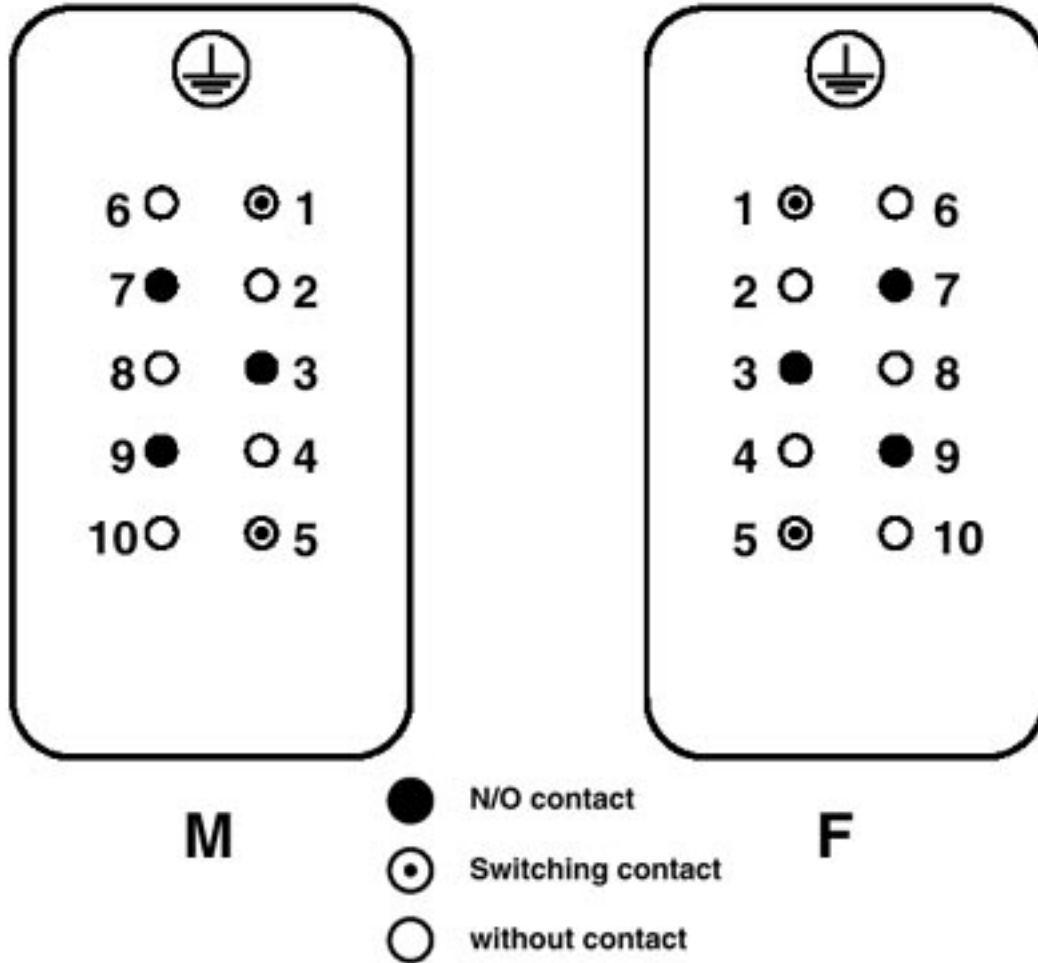
Dimensional drawing



Panel cutout

# Contact insert - HC-HV03-I-PT-F - 1407743

Schematic diagram



View termination side